komfovent

Domekt R 700 F C6M

Maximal air flow, m³/h	764
Maximal air flow, l/s	212
Reference flow rate, m³/s	0,149
Reference pressure difference, Pa	50
SPI, W/(m³/h)	0,26
Thermal efficiency of heat recovery, %	83
Electric air heater capacity, kW / Δt, °C	2/10,9
Supply voltage, V	1~230
Maximal operating current HE, A	11,7
Power supply cable, mm²	3×1,5
Electric power input of the fan drive at maximum flow rate, W	181
Electric power input of the fan drive at reference flow rate, W	74
Noise power level, L_{WA}, dB(A)	46
Noise pressure level, L_{PA}, dB(A), (3 m)	35
Filters dimensions B×H×L, mm	368×375×46
Supply filter class	ePM1 60 (F7)
Exhaust filter class	ePM10 50 (M5)
Unit dimensions B×H×L, mm	850×420×1240
Maintenance space, mm	500
Unit weight, kg	93

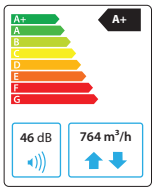

Performance

Unit with standard equipment

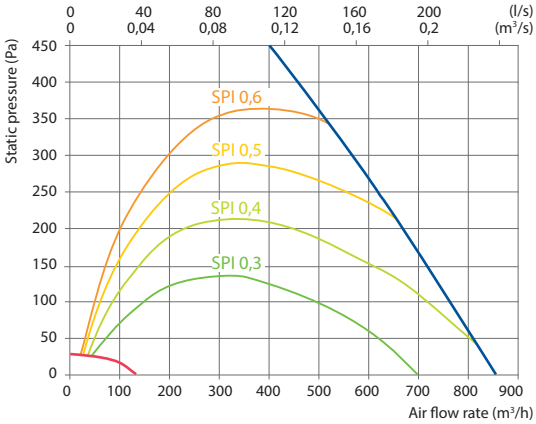

Temperature efficiency

	Winter					Summer		
Outdoor temperature, °C	-23	-15	-10	-5	0	25	30	35
After heat exchanger, °C	14,4	15,7	16,6	17,4	18,3	22,5	23,4	24,2

indoor +22 °C, 20 % RH

Shown as right (R1)

View from inspection side

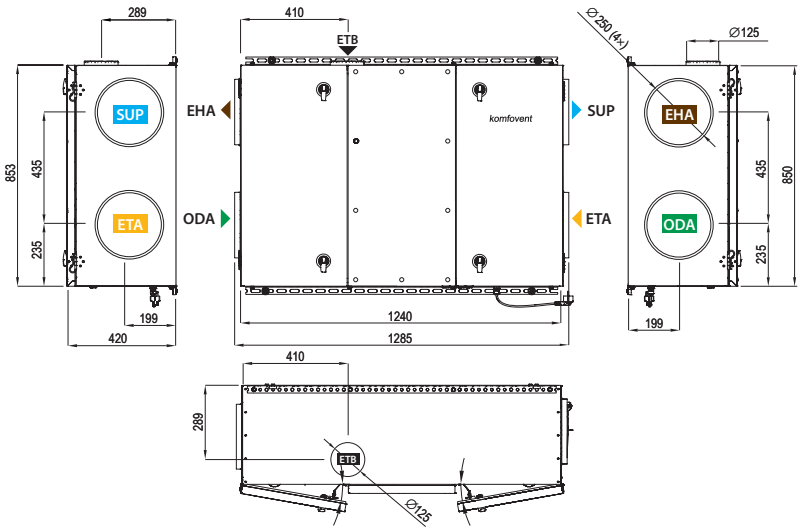

Shown as left (L1)

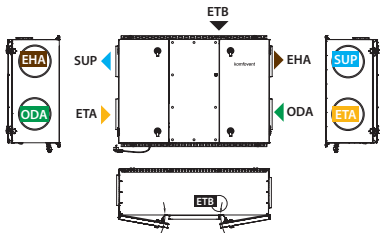

Accessories

Closing damper		AGUJ-M-250+TF230/CM230
Silencer	ODA/ETA	ASTS-250-600-M
	SUP/EHA	ASTS-250-900-M
Water heater		DH-250
PPU		PPU-HW-3R-15-0,63-W2
2-way valve (heater)		VVP47.10-0,63+SSF161.05HF
Water cooler		DCW-0,7-5
2-way valve (cooler)		VVP47.15-2,5+SSF161.05HF
Outdoor grill		LD-250
Water heater-cooler		DHCW-250
DX cooler		DCF-0,7-5
Cooling unit		MOU-18HFN8a+ KA8142

Mounting positions

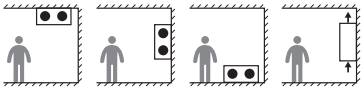

ODA – outdoor intake **SUP** – supply air **ETA** – extract indoor **EHA** – exhaust air **ETB** – additional extraction connection (by-pass – extraction without heat recovery)

The newest data can be verified in the latest version of selection software. UAB KOMFOVENT reserves the right to introduce the changes of parameters and sizes in the process of improvement of the air handling units.